

141352-1 ✓ ACTIVE

FASTON | FASTON 110

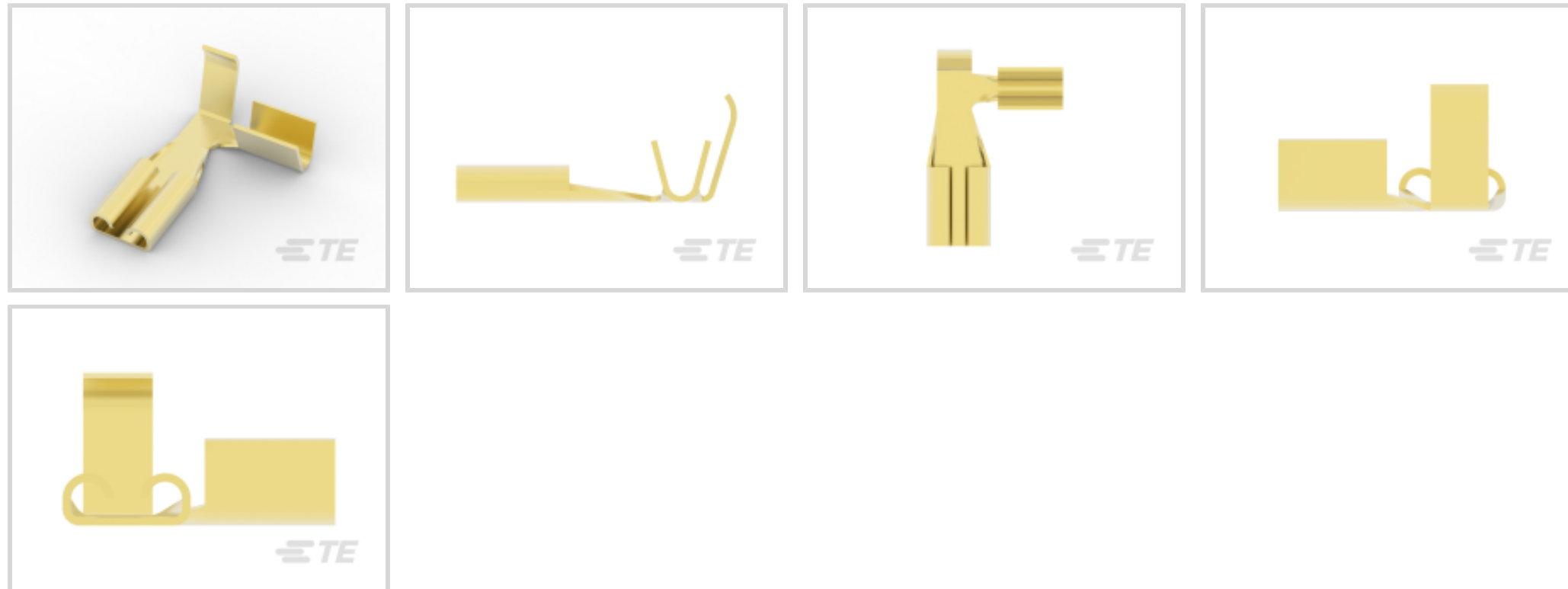
TE Internal #: 141352-1

Quick Disconnects, Receptacle, 22 – 18 AWG Wire Size, .32 – .82 mm² Wire Size, Mating Tab Width .11 in [2.8 mm], Flag, Brass, FASTON 110

[View on TE.com >](#)



Terminals & Splices > Quick Disconnects



Quick Disconnect Terminal Type: **Receptacle**

Wire Size: .32 – .82 mm²

Mating Tab Width: 2.8 mm [.11 in]

Mating Tab Thickness: .38 mm [.015 in]

Features

Product Type Features

| | |
|-----------------|--------------|
| Terminates To | Wire & Cable |
| Wire Stop | No |
| Wire/Cable Type | Regular Wire |
| Insertion Force | Low |
| Sealable | No |

Configuration Features

| | |
|---------------------|--------|
| Connection Capacity | Single |
|---------------------|--------|

Contact Features

| | |
|--------------------------------|------------------|
| Quick Disconnect Terminal Type | Receptacle |
| Mating Tab Width | 2.8 mm [.11 in] |
| Mating Tab Thickness | .38 mm [.015 in] |
| Terminal Orientation | Flag |
| Contact Base Material | Brass |
| Terminal Plating Material | Unplated |
| Crimp Type | F-Crimp |



| | |
|-------------|------|
| Barrel Type | Open |
|-------------|------|

Mechanical Attachment

| | |
|-------------------------|--------|
| Mating Retention Type | Dimple |
| Wire Insulation Support | With |

Dimensions

| | |
|--|-------------------------------|
| Accepts Wire Insulation Diameter Range | 1.6 – 2.5 mm [.063 – .098 in] |
| Overall Length | 10.5 mm [.413 in] |
| Receptacle Terminal Stock Thickness | .25 mm [.01 in] |
| Wire Size | .32 – .82 mm ² |

Usage Conditions

| | |
|-----------------------------|-----------------------------|
| Insulation Option | Uninsulated |
| Operating Temperature Range | -40 – 110 °C [-40 – 230 °F] |

Packaging Features

| | |
|--------------------|------------|
| Packaging Quantity | 7500 |
| Packaging Method | Strip/Reel |

Other

| | |
|------|---------|
| Line | Premier |
|------|---------|

Product Compliance

[For compliance documentation, visit the product page on TE.com>](#)

| | |
|---|---|
| EU RoHS Directive 2011/65/EU | Compliant |
| EU ELV Directive 2000/53/EC | Compliant |
| China RoHS 2 Directive MIIT Order No 32, 2016 | No Restricted Materials Above Threshold |
| EU REACH Regulation (EC) No. 1907/2006 | Current ECHA Candidate List: JUNE 2022 (224) Candidate List Declared Against: JUNE 2022 (224) Does not contain REACH SVHC |
| Halogen Content | Low Halogen - Br, Cl, F, I < 900 ppm per homogenous material. Also BFR/CFR/PVC Free |
| Solder Process Capability | Not applicable for solder process capability |

Product Compliance Disclaimer

This information is provided based on reasonable inquiry of our suppliers and represents our current actual knowledge based on the information they provided. This information is subject to change. The part numbers that TE has identified as EU RoHS compliant have a maximum concentration of 0.1% by weight in homogenous materials for lead, hexavalent chromium, mercury, PBB, PBDE, DBP, BBP, DEHP, DIBP, and 0.01% for cadmium, or qualify for an exemption to these limits as defined in the Annexes of Directive 2011/65/EU (RoHS2). Finished electrical and electronic equipment products will be CE marked as required by Directive 2011/65/EU. Components may not be CE marked. Additionally, the part numbers that TE has identified as EU ELV compliant have a maximum concentration of 0.1% by weight in homogenous materials for lead, hexavalent chromium, and mercury, and 0.01% for cadmium, or qualify for an exemption to these limits as defined in the Annexes of Directive 2000/53/EC (ELV). Regarding the REACH Regulation, the information TE provides on SVHC in articles for this part number is based on the latest European Chemicals Agency (ECHA) 'Guidance on requirements for substances in articles' posted at this URL: <https://echa.europa.eu/guidance-documents/guidance-on-reach>

Compatible Parts



TE Part # 141939-1
110 FASTON, FLAG, REC., 22-18 AWG, BR



TE Part # 2-2150100-1
OCEAN_2.0_APPLICATOR-E-070F1100



TE Part # 2-2150100-2
OCEAN_2.0_APPLICATOR-E-070F1100A



TE Part # 2150100-1
OCEAN_2.0_APPLICATOR-E-070F1100



TE Part # 2150100-2
OCEAN_2.0_APPLICATOR-E-070F1100A



TE Part # 7-2150100-1
OCEAN_2.0_APPLICATOR-E-070F1100




TE Part # 7-2150100-2
OCEAN_2.0_APPLICATOR-E-070F1100A




TE Part # 7-2150100-7
OCEAN_2.0_SPARE_PART_KIT-070F1100

Also in the Series | FASTON 110




Crimp Terminal Housings(17)



Insertion & Extraction Tools(1)



PCB Terminals(21)



Quick Disconnects(174)

Documents

Product Drawings

110 FASTON, FLAG, REC., 22-18 AWG, BR

English

CAD Files



3D PDF

3D

Customer View Model

[ENG_CVM_CVM_141352-1_R.2d_dxf.zip](#)

English

Customer View Model

[ENG_CVM_CVM_141352-1_R.3d_igs.zip](#)

English

Customer View Model

[ENG_CVM_CVM_141352-1_R.3d_stp.zip](#)

English

By downloading the CAD file I accept and agree to the [Terms and Conditions](#) of use.

Product Specifications

Product Specification

English

Product Environmental Compliance

TE Material Declaration

English

Agency Approvals

UL Report

English